



**KHSAA TITLE IX
ANNUAL REPORT SUBMISSION
STATUS REPORT
2009-2010**

KHSAA
Form T65
Revised 4/09

TO: KHSAA Member School Superintendents, Principals, and Athletic Directors

FROM: Brigid L. DeVries, Commissioner
Darren Bilberry, Assistant Commissioner

DATE: April 13, 2010

School	Christian Academy of Louisville	Reviewed by	Gary W. Lawson
--------	---------------------------------	-------------	----------------

The following is a status report regarding the required 2009-2010 Title IX Annual Report submission of forms due into the KHSAA office by April 15, 2010. Appropriate KHSAA Audit Team personnel have reviewed these forms and the following is a summary of this review.

I. Checklist of Forms properly submitted in a satisfactory manner:

X	GE 19 (Annual Verification)	X	T-35 (Budget Expenses)
X	T-1 (Summary Program Chart 1)	X	T-36 (Budget Expenses)
X	T-2 (Summary Program Chart 2)	X	T-41 (Checklist – Overall Interscholastic Program)
X	T-3 (Summary Program Chart 3)	X	T-60 (Corrective Action Plan)
X	T-4 (Summary Program Chart 4)	X	T-63 (Interscholastic Survey Results)

II. Status

A.	X	2009-2010 Forms are satisfactory and no further information or action is necessary at this time.
B.		Errors have been noted with respect to the following forms:
C.		The following forms were omitted and must be submitted by school representatives:
D.	X	<p>According to the 2009-2010 data, the school appears to be meeting the standards established in:</p> <p><input type="checkbox"/> Test 1 (Athletic participation is proportionate to enrollment)</p> <p><input type="checkbox"/> Test 2 (History and continuing practice of program expansion)</p> <p><input checked="" type="checkbox"/> Test 3 (Full and effective accommodation of interests and abilities)</p>
E.	X	<p>Other Recommendation and Comments: All calculations appear correct, and the report is in good order. According to responses on the T-3 which is supported by the most recent student athletic interest survey, the standard established in Test 3 for the provision of athletic opportunities is being met. In the area of benefits, total spending appears to be well within acceptable parameters. Thanks for your continued efforts in relation to this project.</p>



KENTUCKY HIGH SCHOOL ATHLETIC ASSOCIATION
2009-2010 ANNUAL VERIFICATION OF TITLE IX PROCEDURES
 (To be submitted by April 15, 2010 along with other required forms)

KHSAA Form GE19
Rev. 04/09

APR -7 2010

The Christian Academy of Louisville High School, Louisville, Kentucky
 (Name of High School) (City)

certifies to the Kentucky High School Athletic Association that the following is an accurate and true representation of the facts surrounding compliance with 20 U.S.C. Sections 1681-1688, et. Seq. (also known as Title IX). I certify the following provisions in accordance with records at the school contained in the permanent Title IX file, at least one copy of which must be maintained in the Principal's office, and to the best of my knowledge have completed the following tasks:

- I. Established a gender equity committee at the high school. (List committee personnel and provide attachment if necessary)

Name	Address	Phone	Title
(Supt., Principal, Student, Parent, Coach, Etc.)			
Jill Blount	3805 Buglewood Place, Lou, KY 40245	(502)-753-4536	Parent
Carmen Evans	120 Blaine Road, Lou, KY 40222	(502)-802-0365	Parent
Alison Coggins	515 Oak Branch Road, Lou, KY 40245	(502)-245-1787	Student-Athlete
Conner English	9331 Springbrooke Circle, Lou, KY 40241	(502)-751-4101	Student-Athlete
Kevin Bowers	1023 Lampton St. Lou, KY 40204	(502)-664-8647	Head Volleyball Coach
Keith Morgan	410 Paddock Lane, Simpsonville, KY, 40067	(502)-403-7035	Assistant AD
Mark Butler	11824 Duane Point Circle, Lou, KY 40243	(502)-777-1240	Athletic Director

- II. Scheduled a minimum of three meetings during the 2009-2010 school year on the following dates:

October 28 th , 2009
January 13 th , 2010
March 24 th , 2010

- III. Designated the following person(s) as the Title IX coordinator for the school:




Name	Title	Address	Phone
Mark Butler	Athletic Director	700 South English Station Rd, Lou KY	502-777-1240

- IV. Designated the following person(s) as the Title IX coordinator for the district:

Name	Title	Address	Phone
Mark Butler	Athletic Director	700 South English Station Rd, Lou KY	502-777-1240

School personnel are continuing to make periodic reviews of the boys' and girls' athletics program reflected in the Corrective Action Plan.

In addition to the above information, the above referenced school maintains a complete permanent file relative to Title IX records including copies of the self-assessment audit, all corrective action plans, and other related materials.

 _____ March 25th 2010
 Principal's Signature Date
 _____
 Superintendent Signature
 _____
 School Board Chairpersons' Signature

(Send original copy to KHSAA - Maintain duplicate in Title IX school folder)



**ACCOMMODATION OF INTERESTS AND ABILITIES
SUMMARY PROGRAM CHART (Form T-1)**

Participation Opportunities: Test One - Proportionality

		(Column 1)	(Column 2)	(Column 3)	(Column 4)
	Program	Enrollment	Percentage of Total Enrollment	Number of Interscholastic Participants (double and triple count)	Percentage of Total Participation
Row 1	GIRLS	329	52	309	44
Row 2	BOYS	309	48	391	56
Row 3	Totals	638	100%	700	100%

Instructions:

*Number of 8th grade students & below used in Column 3 and Column 4 calculations: 50

- Determine the total number of girls enrolled, (place in Row 1, Column 1). Determine the total number of boys enrolled, (place in Row 2, Column 1).
- Add the total number of girls and boys enrolled to determine total enrollment, (place in Row 3, Column 1).
- Calculate the percentage of total enrollment that is female. (Divide Row 1, Column 1 by Row 3, Column 1 and place in Row 1, Column 2.) Calculate the percentage of total enrollment that is male. (Divide Row 2, Column 1 by Row 3, Column 1 and place in Row 2, Column 2.) Note: Row 1, Column 2 plus Row 2, Column 2 should total 100%.
- Ask coaches to confirm the names of those individuals who are on the team as of the first **date of regular season competition**, and cross out the names of those who were cut from the team or quit the team prior to the first regular season competitive event. Determine the total number of interscholastic athletics participants that are girls, (and place in Row 1, Column 3). In order to determine the total number of athletics participants, an individual should be counted each time he or she participates on a team. For example, if Jane Doe competes on the varsity volleyball team, the junior varsity volleyball team, the junior varsity basketball team, and the varsity softball team, she should be counted as four participants (**do not include club or intramural sports participants, cheerleaders, dance teams, or pom squads**). Calculate the same way for boys and girls. * In addition, should 8th grade students and below play on a Freshman, Junior Varsity, or Varsity team, they should also be counted for each team and sport on which they participate. If applicable, please asterisk in the above notation as to how many 8th grade students & below are included in the totals.
Using the same procedure, determine the total number of interscholastic athletic participants that are boys, (and place in Row 2, Column 3). Add Row 1, Column 3 plus Row 2, Column 3 to get total participants and place in Row 3, Column 3.
- Calculate the percentage of female participation. (Row 1, Column 3 divided by Row 3, Column 3 and place in Row 1, Column 4.) Calculate the percentage of male participation. (Row 2, Column 3 divided by Row 3, Column 3 and place in Row 2, Column 4.) Note: Row 1, Column 4 plus Row 2, Column 4 should total 100%.

Note: While being within three percent is not a formal compliance standard, if the percent listed in Row 1, Column 4 is within 3% of Row 1, Column 2, then it provides a good target within which compliance is likely.

Principal's Signature: _____

Date: _____

3/25/2010



**2009-2010
ACCOMMODATION OF INTERESTS AND ABILITIES
SUMMARY PROGRAM CHART (FORM T-2)
PARTICIPATION OPPORTUNITIES: TEST TWO - PROGRAM EXPANSION**

		Column 1	Column 2	Column 3	Column 4	Column 5
Program		Number of Teams Currently Offered	Number of Participants	Number of Teams Added Since the beginning of the 2005-2006 School Year	Current Number of Participants for the 2009-2010 school year who are playing on teams added since the 2005-2006 School Year	Percent of Total Participation By Sex Added Since the beginning of the 2005-2006 School Year
GIRLS Row 1	varsity:	11	189	1	20	
Row 2	j.v.:	7	92	1	17	
Row 3	frosh:	2	28	0	0	
Row 4	total:	20	309	0	37	12%
BOYS Row 5	varsity:	10	231	0	14	
Row 6	j.v.:	7	119	0	20	
Row 7	frosh:	3	41	1	34	
Row 8	total:	20	391	1	34	9%

- 1) For Column 1, list the number of interscholastic teams offered for girls and boys at each competitive level (varsity, junior varsity, and freshman). For girls, total each of the entries in Rows 1, 2, and 3 into Row 4. For boys, total Rows 5, 6, and 7 into Row 8.
- 2) For Column 2, list the number of participants at each level. For girls, total each of the entries in Rows 1, 2, and 3 into Row 4. For boys, total Rows 5, 6, and 7 into Row 8. Note: The totals in Row 4 for girls and in Row 8 for boys must be the same as the totals in Form T-1, Column 3, Rows 1 and 2 respectively.
- 3) For Column 3, list the number of interscholastic teams that have been added in the last five years at each competitive level. Count each team added during the 5 year period only one time. e.g. Girl's junior varsity soccer was added 3 years ago, count the team only once, not 3 times. For girls, total the entries in Rows 1, 2, and 3 into Row 4. For boys, total Rows 5, 6, and 7 into Row 8.
- 4) For Column 4, list the number of participants that are currently on each level of the teams that were added in the last five years. If a team was added previously but no longer exists, there are no current participants to be added for that team. For girls, total the entries in Rows 1, 2, and 3 into Row 4. For boys, total Rows 5, 6, and 7 into Row 8.
- 5) For Column 5, calculate the percentage of participants that have been added in the last five years. For girls, take the number in Column 4, Row 4 and divide by the number in Column 2, Row 4. For boys, take the number in Column 4, Row 8 and divide it by the number in Column 2, Row 8.
- 6) **Note: If the percentage of current participants added in the last five years is 25% or greater for the underrepresented sex (most likely girls), compliance with Test Two may be possible. If less than 25%, then compliance with Test Three should be analyzed. CAUTION: 25% is not a formal compliance standard.**

Principal's Signature: *D. P. [Signature]*

Date: 3/25/2010



**2009-2010
ACCOMMODATION OF INTERESTS AND ABILITIES
SUMMARY PROGRAM CHART (FORM T-3)**

KHSAA Form T3
Rev. 11/09


Participation Opportunities Test Three Full Accommodation

FOR ANY QUESTION ANSWERED "YES" IDENTIFY THE RESPECTIVE SPORT(S).

	GIRLS (Yes / No)		BOYS (Yes / No)
1. Based on the responses from your most recent student survey, is there sufficient interest to form a viable interscholastic team for a sport not currently offered? If yes, what sport?	No		No
2. For a sport not currently offered at the varsity level, is there sufficient interest based on your most recent Student Interest Survey to form a viable team for an interscholastic freshman team or junior varsity team?	No		No
3. For a sport currently offered at the interscholastic Junior Varsity or freshmen level, is there sufficient interest, based on your most recent Student Interest Survey, to form a varsity team?	No		No
4. If you answered YES to question (1), (2), or (3), are there enough high schools in the geographic area offering the sport (at the appropriate level) to allow for the development of a reasonable schedule of competition?	N/A		N/A
5. If you answered YES to question (1), (2), (3), or (4), are there enough high schools in the geographic area offering the sport (at the appropriate level) to allow for the development of a reasonable schedule of competition?	N/A		N/A

Remember, test three – full accommodation means addressing the unmet interest of the underrepresented sex (most likely girls), not the overrepresented sex (most likely boys).

Plans to Address Interest:

Principal's Signature:  Date: 3/25/2010



**2009-2010
ACCOMMODATION OF INTERESTS AND ABILITIES
SUMMARY PROGRAM CHART (FORM T-4)**

KHSAA Form T-4
Rev. 11/09

Levels of Competition Test One

		Column 1	Column 2	Column 3
Girls	Team Levels	Number of Teams Currently Offered	Number of Participants	Percentage of Participants at Each Level
Row 1	varsity:	11	189	61%
Row 2	j.v.:	7	92	30%
Row 3	frosh:	2	28	9%
Row 4	total:		309	100%
Boys				
Row 5	varsity:	10	231	59%
Row 6	j.v.:	7	119	30%
Row 7	frosh:	3	41	11%
Row 8	total:		391	100%

- 1) Column 1, list the number of interscholastic teams offered for girls and boys at each competitive level; varsity, junior varsity, and freshman. (Refer to Form T-2, Accommodation of Interests and Abilities, Summary Program Chart 2, Column 1.)
- 2) For Column 2, list the number of participants at each level. For girls, total the entries in Rows 1, 2, and 3 into Row 4. For boys, total the entries in Rows 5, 6, and 7 into Row 8. (Refer to Form T-2, Accommodation of Interests and Abilities, Summary Program Chart 2, Column 2.)
- 3) For Column 3, calculate the percentage of female and male participants at each level.
For girls' varsity, junior varsity, and frosh, respectively:
 - Divide Column 2, Row 1 by Column 2, Row 4, and place the percentage in Column 3, Row 1
 - Divide Column 2, Row 2 by Column 2, Row 4, and place the percentage in Column 3, Row 2.
 - Divide Column 2, Row 3 by Column 2, Row 4, and place the percentage in Column 3, Row 3.
 For boys' varsity, junior varsity, and frosh, respectively:
 - Divide Column 2, Row 5 by Column 2, Row 8, and place the percentage in Column 3, Row 5.
 - Divide Column 2, Row 6 by Column 2, Row 8, and place the percentage in Column 3, Row 6.
 - Divide Column 2, Row 7 by Column 2, Row 8, and place the percentage in Column 3, Row 7.

Principal's Signature: *Pepe*

Date: 3/25/2010



2009-2010 KHSAA TITLE IX ATHLETICS AUDIT (Form T-41)
Checklist - Overall Interscholastic Athletics Program

KHSAA Form T41
Rev. 11/09

DIRECTIONS:

For the Areas of Compliance (Opportunities and Benefits) listed on the left hand side of the page, place a checkmark under the appropriate column identifying whether your school provided an advantage to the Girls' Program, or to the Boys' Program or to Neither Program. A review of T-35 and T-36 spending patterns might be helpful in completing this form.

Areas of Compliance:	ADVANTAGE TO:		
	GIRLS' PROGRAM	BOYS' PROGRAM	NEITHER PROGRAM
OPPORTUNITIES			
Accommodation of Interest and Abilities			X
BENEFITS			
Equipment and Supplies			X
Scheduling of Games and Practice Time			X
Travel and Per Diem Allowances			X
Coaching			X
Locker Rooms, Practice and Competitive Facilities			X
Medical and Training Facilities and Services			X
Publicity			X
Support Services			X
Housing and Dining			X
Tutoring			X
Athletic Scholarships			X

If an advantage/inequity is indicated, corrective action should be shown on the Corrective Action Plan, Form T-60.

Principal's Signature: *Rapla* Date: 3/25/2010



2009-2010

**ACTUAL EXPENDITURES - PROGRAM COMPARISON CHART 1 - (FORM T-35)
TO INCLUDE BOOSTER CLUB FUNDING**

KHSAA Form T-35
REV. 11.09

Sports	Equipment and Supplies		Travel		Awards		Coaches' salaries (to include supplemental and extended employment; dollar amount required)		Facilities improvements		Publications (if sport-specific)	
	Expenditures		Expenditures		Expenditures		Expenditures		Expenditures		Expenditures	
	School	Booster	School	Booster	School	Booster	School	# Coaches for all levels / # Teams for all levels	School	Booster	School	Booster
G basketball	730	4906	8354	4430	87	2791	7650	4/3	15,955			
B basketball	675	1060		7925	87	1832	10450	4/3	15,955			
G softball	1265	1010		1430	87	696	6700	3/2	15,955	2260		
B baseball	3255	1158		4020	87	586	6700	4/3	15,955	6000		
G cross country	683	746			87	214	5500	3/1	15,955			
B cross country	683	746			87	214	5500	3/1	15,955			
G golf	90	867		1251	87	522	2750	2/1	15,955			
B golf	100	200		1703	87	252	3000	2/1	15,955			
G soccer	316	310		260	87	3164	6200	4/2	15,955			
B soccer	171	376		900	87	1800	6000	4/2	15,955			
G swimming	158	155		218	87	1789	2250	3/2	15,955			
B swimming	158	155		218	87	1789	2250	3/2	15,955			

1. Total expenditures on T-35 and T-36 on the 2009-2010 year report due by April 15, 2010 of each school year, should reflect the total monies spent (rounded off to nearest dollar) for the entire school year of 2008-2009 ending June 30, 2009.

2. Booster Club Funding/Contributions must be included in the above expenditures total. (Note: It is illegal for coaches to be paid by Booster Clubs - Reference KHSAA Bylaw 27)

Principal's Signature: *D. Saffer*

Date: 3/25/2010



**2009-2010
ACTUAL EXPENDITURES - PROGRAM COMPARISON CHART 2 - (Form T36)
TO INCLUDE BOOSTER CLUB FUNDING**

KHSAA Form T36
REV. 11.09

Sports	Equipment and supplies		Travel		Awards		Coaches' salaries (to include supplemental and extended employment; dollar amount required)		Facilities improvements		Publications (if sport-specific)	
	School	Booster	School	Booster	School	Booster	School	# Coaches for all levels / # Teams for all levels	School	Booster	School	Booster
G track	2242	327			87	274	3950	4/2	15,955			
B track	1533	327			87	274	3950	4/2	15,955			
G tennis	327	1161		223	87	672	3200	2/2	15,955			
B tennis	384	1098		38	87	634	3000	2/2	15,955			
G volleyball	135	2643		295	87	2118	6100	4/3	15,955			
G Cheerleading		3847		4980	87	596	4100	2/1	15,955			
G field hockey	439	679		3685	87	1548	4900	3/2	15,955			
B football	7750	8640		3375	87	5439	18700	10/2	15,955	3200		3000
G lacrosse	888	898			87	1282	3200	3/2	15,955			
B lacrosse	140	900			87	2205	3200	3/2	15,955			

1. Total expenditures on T-35 and T-36 on the 2009-2010 year report due by April 15, 2010, should reflect the total monies spent (rounded off to nearest dollar) for the entire school year of 2008-2009 ending June 30, 2009.

2. Booster Club Funding/Contributions must be included in the above expenditures totals. Indicate percentage of total expenditures for each gender: (If disparities are obvious, list on your Corrective Action Plan (T-60) what action you will take to correct the problem.)

Gender	Expenditures	Percentage
Boys	\$297,410	51%
Girls	\$287,313	49%
Total:	\$584,723	100%

Principal's Signature: *[Signature]* Date: 3/25/2010



**2009-2010 TITLE IX
CORRECTIVE ACTION PLAN
(FORM T-60)**

SCHOOL NAME : Christian Academy of
Louisville

DIRECTIONS:

- For Column 1, indicate the intended area (Opportunities or Benefits) which needs corrective action in order to achieve gender equity. For Column 2, write the suggested change or activities that will correct the area in need of alteration. For Column 3, include the estimated completion date for the changes or activities.
- It is possible to attain compliance with Title IX and no longer need "corrective" action. However, the KHSAA strongly encourages compliant schools to identify items for improvement (Column 1), activities to accomplish the improvement (Column 2) and a timetable for completion (Column 3) that will strengthen the athletic program.
- You may copy this form as needed. Please attach corrective action plans along with audit forms and submit by April 15, 2010.

COLUMN 1 SPECIFIC ITEM FOR CORRECTION/ IMPROVEMENT	COLUMN 2 PLAN FOR SUGGESTED CHANGE	COLUMN 3 START DATE AND COMPLETION DATE OF CORRECTIVE ACTION
It is our intent and desire to make every effort to seek out more qualified female coaches for some of our female sports.	As coaching openings may occur with our female sports teams, actively seek qualified female coaches to fill those positions.	Actively seek during the 2010-2011 season and beyond

Bayler

Principal's Signature: _____

Date: _____

3/25/2010



INTERSCHOLASTIC ATHLETICS STUDENT SURVEY – (FORM T-61)

1. Is the School District offering the interscholastic sport(s) you want to play?
 Yes
 No, I want to play _____
 I am not interested in athletics

2. During the **fall season**, which sport would you like to play?
 Football
 Volleyball (Girls)
 Cross Country (Boys)
 Cross Country (Girls)
 Golf (Boys)
 Golf (Girls)
 Soccer (Boys)
 Soccer (Girls)
 I would not participate

3. During the **winter season**, which sport would you like to play?
 Basketball (Boys)
 Basketball (Girls)
 Swimming & Diving (Boys)
 Swimming & Diving (Girls)
 Wrestling (Boys)
 Indoor Track (Boys)
 Indoor Track (Girls)
 I would not participate

4. During the **spring season**, which sport would you like to play?
 Track (Boys)
 Track (Girls)
 Tennis (Boys)
 Tennis (Girls)
 Fast Pitch Softball (Girls)
 Baseball (Boys)
 I would not participate

5. Do you participate in intramural sports? If yes, which sports(s)?
 Yes _____
 No

6. Which intramural sports, if any, would you like to see added?

7. Do you participate in non-school sport activities? If you do, which sport(s)?
 Yes _____
 No



INTERSCHOLASTIC ATHLETICS STUDENT SURVEY – (FORM T-61)

(Continued)

8. Are you currently participating in interscholastic athletics during any season?

Yes

If no, why don't you participate in interscholastic athletics?

I prefer other activities such as band, chorus, etc.

I don't have time

The practice schedules and game times are inconvenient

The sport I like isn't offered

It's too expensive

I prefer to participate in club or intramural sports

Working

Other

9. Do you have any suggestions to encourage participation?

10. Which Non-KHSAA championship sport would you like to play?

Archery

Field Hockey

Bowling

Gymnastics (Boys)

Gymnastics (Girls)

Ice Hockey

Lacrosse (Boys)

Lacrosse (Girls)

Rifle

Rodeo

Slow Pitch Softball

Volleyball (Boys)

Weightlifting

I would not participate

Other sports not listed _____

OPTIONAL

Name: _____

Age: _____

Male: _____

Female: _____



**INTERSCHOLASTIC ATHLETICS
SURVEY (FORM T-63)
Summary of Student Responses**

*KHSAA Form T63
Rev. 11/09
Page 1/3*

2009-2010

School Year: _____

School Name: Christian Academy of Louisville

Enrollment (9-12 Grade): 638

Number of 9-11 Grade Students Surveyed: 421

Number of 8th Grade Students Surveyed: N/A

Date: January 12th, 2010

Completed By: Cliff Hilton-Survey Monkey Computer Program

Instructions:

1. Summarize the Student Athletics Interest Surveys Form T-61 by listing the total number of responses on the line next to each sport.
2. Under the Other Category please provide a listing of the sports as well as the number of students who are interested in participating.
3. Please sign and date this Summary Form (T-63) and mail this Summary Form only to the KHSAA by April 15. Do not mail the student surveys (Form T-61). However, these Forms should be maintained in your files in the event they are requested subsequently.

421 Number of Surveys
421 Total Returned (*A minimum of 80% return is expected*)
9-11 Grades Surveyed (*Should be grades 9-11*)

Who Administered The Survey? Cliff Hilton-Computer Teacher
 How Was The Survey Administered? Survey Monkey Computer Program
 Give details on how it was administered and to which school group, Example: English classes, or all home rooms, etc. or advisee/advisor?) Survey was conducted online during career day.

KHSAA Sanctioned Fall Sports (*See attached Results*)

- _____ Cross Country (Girls)
- _____ Cross Country (Boys)
- _____ Football (Boys)
- _____ Golf (Girls)
- _____ Golf (Boys)
- _____ Soccer (Girls)
- _____ Soccer (Boys)
- _____ Volleyball (Girls)

Winter Sport (See attached Results)

- _____ Basketball (Girls)
- _____ Basketball (Boys)
- _____ Indoor Track (Girls)
- _____ Indoor Track (Boys)
- _____ Swimming & Diving (Girls)
- _____ Swimming & Diving (Boys)
- _____ Wrestling (Boys)

Spring Sport (See attached Results)

- _____ Baseball (Boys)
- _____ Fast Pitch Softball (Girls)
- _____ Tennis (Girls)
- _____ Tennis (Boys)
- _____ Track (Girls)
- _____ Track (Boys)

Non-KHSAA Championship Sports (See attached Results)

- _____ Archery
- _____ Field Hockey
- _____ Bowling
- _____ Gymnastics (Boys)
- _____ Gymnastics (Girls)
- _____ Ice Hockey
- _____ Lacrosse (Boys)
- _____ Lacrosse (Girls)
- _____ Rifle
- _____ Rodeo
- _____ Slow Pitch Softball
- _____ Volleyball (Boys)
- _____ Water Polo
- _____ Weightlifting
- _____ Other sports not listed _____

Number of Students who participate in Intramural Sports
(See attached Results)

<u>Sport</u>	<u>Number</u>

List Intramural Sports students are interested in adding:
(See attached Results)

<u>Sport</u>	<u>Number</u>

Participation in Non-School Sports Activities
(See attached Results)

<u>Sport</u>	<u>Number</u>

Reasons for not participating in interscholastic athletics
(See attached Results)

- I prefer other activities such as band, chorus, etc.
- I don't have time
- The practice schedules and game times are inconvenient
- The sport I like isn't offered
- It's too expensive
- I prefer to participate in club or intramural sports
- Working
- Other: _____

Student Suggestions to encourage participation

Principal's Signature

Date



survey title:

Interscholastic Athletics Student FORM T-61

[Edit Title](#)

[design survey](#)

[collect responses](#)

[analyze results](#)

[View Summary](#)

[Browse Responses](#)

[Filter Responses](#)

[Crosstab Responses](#)

[Download Responses](#)

[Share Responses](#)

current report: [Default Report](#) [Add Report](#)

Response Summary

Total Started Survey: 421
Total Completed Survey: 421 (100%)

Page: KHSAA FORM T-61

1. Is the School District offering the interscholastic sport(s) you want to play?

[Create Chart](#) [Download](#)

	Response Percent	Response Count
Yes <input type="checkbox"/>	71.8%	301
No, I want to play a sport not listed <input type="checkbox"/>	11.7%	49
I am not interested in athletics <input type="checkbox"/>	18.6%	78
<i>answered question</i>		419
<i>skipped question</i>		2

2. During the fall season, which sport would you like to play?

[Create Chart](#) [Download](#)

	Response Percent	Response Count
Football <input type="checkbox"/>	18.1%	75
Volleyball (Girls) <input type="checkbox"/>	4.8%	20
Cross Country (Boys) <input type="checkbox"/>	5.1%	21
Cross Country (Girls) <input type="checkbox"/>	5.6%	23
Golf (Boys) <input type="checkbox"/>	6.0%	25
Golf (Girls) <input type="checkbox"/>	1.7%	7
<i>answered question</i>		414
<i>skipped question</i>		7

2. During the fall season, which sport would you like to play? [Create Chart](#) [Download](#)

Soccer (Boys)	<input type="checkbox"/>	7.2%	30
Soccer (Girls)	<input type="checkbox"/>	7.7%	32
I would not participate	<input type="checkbox"/>	48.1%	199
<i>answered question</i>			414
<i>skipped question</i>			7

3. During the winter season, which sport would you like to play? [Create Chart](#) [Download](#)

		Response Percent	Response Count
Basketball (Boys)	<input type="checkbox"/>	17.8%	74
Basketball (Girls)	<input type="checkbox"/>	5.5%	23
Swimming & Diving (Boys)	<input type="checkbox"/>	1.9%	8
Swimming & Diving (Girls)	<input type="checkbox"/>	6.5%	27
Wrestling (Boys)	<input type="checkbox"/>	6.5%	27
Indoor Track (Boys)	<input type="checkbox"/>	5.3%	22
Indoor Track (Girls)	<input type="checkbox"/>	3.4%	14
I would not participate	<input type="checkbox"/>	56.0%	233
<i>answered question</i>			416
<i>skipped question</i>			5

4. During the spring season, which sport would you like to play? [Create Chart](#) [Download](#)

		Response Percent	Response Count
Track (Boys)	<input type="checkbox"/>	11.6%	47
Track (Girls)	<input type="checkbox"/>	8.6%	35
Tennis (Boys)	<input type="checkbox"/>	5.9%	24
Tennis (Girls)	<input type="checkbox"/>	9.4%	38
<i>answered question</i>			406
<i>skipped question</i>			15

4. During the spring season, which sport would you like to play?		Create Chart	Download
Fast Pitch Softball (Girls)	<input type="checkbox"/>	4.2%	17
Basball (Boys)	<input type="checkbox"/>	9.1%	37
I would not participate	<input type="checkbox"/>	53.7%	218
answered question			406
skipped question			15

5. Do you participate in intramural sports?		Create Chart	Download
		Response Percent	Response Count
Yes	<input type="checkbox"/>	20.6%	85
No	<input type="checkbox"/>	79.4%	327
answered question			412
skipped question			9

6. If yes, which sport(s)? (Continued from above question)		Download
		Response Count
Show replies		91
answered question		91
skipped question		330

7. Which intramural sports, if any, would you like to see added?		Download
		Response Count
Hide replies		140
1. Men's Volleyball	Sat, Jan 30, 2010 2:59 PM	Find...
2. wrestling	Wed, Jan 20, 2010 3:01 PM	Find...
250 responses per page		
answered question		140
skipped question		281

7. Which intramural sports, if any, would you like to see added?

[Download](#)

3. Water polo	Wed, Jan 20, 2010 2:53 PM	Find...
4. gymnastics!!!	Wed, Jan 20, 2010 2:52 PM	Find...
5. socc	Wed, Jan 20, 2010 2:52 PM	Find...
6. girls lacrosse	Wed, Jan 20, 2010 2:49 PM	Find...
7. snowboarding	Wed, Jan 20, 2010 2:48 PM	Find...
8. lacrosse	Wed, Jan 20, 2010 2:46 PM	Find...
9. No	Wed, Jan 20, 2010 2:45 PM	Find...
10. lacrosse	Wed, Jan 20, 2010 2:45 PM	Find...
11. lacrosse	Wed, Jan 20, 2010 2:44 PM	Find...
12. ultimate frisbee	Wed, Jan 20, 2010 2:12 PM	Find...
13. ultiment frisbee	Wed, Jan 20, 2010 2:11 PM	Find...
14. None	Wed, Jan 20, 2010 2:10 PM	Find...
15. dance	Wed, Jan 20, 2010 2:07 PM	Find...
16. lacrosse	Wed, Jan 20, 2010 2:07 PM	Find...
17. basketball	Wed, Jan 20, 2010 2:05 PM	Find...
18. basketball	Wed, Jan 20, 2010 2:04 PM	Find...
19. hockey	Wed, Jan 20, 2010 2:04 PM	Find...
20. horsebackriding	Wed, Jan 20, 2010 1:23 PM	Find...
21. i dont know	Wed, Jan 20, 2010 1:22 PM	Find...
22. hmm.....horseback riding	Wed, Jan 20, 2010 1:22 PM	Find...
23. pingpong	Wed, Jan 20, 2010 1:20 PM	Find...
competitive capture the flag		
24. no	Wed, Jan 20, 2010 1:18 PM	Find...
25. none	Wed, Jan 20, 2010 1:18 PM	Find...
26. None	Wed, Jan 20, 2010 12:00 PM	Find...
27. none	Wed, Jan 20, 2010 12:00 PM	Find...
28. none	Wed, Jan 20, 2010 11:59 AM	Find...
29. basketball, soccer	Wed, Jan 20, 2010 11:54 AM	Find...
30. basketball	Wed, Jan 20, 2010 11:53 AM	Find...
31. dance, girls tackle football, disc golf	Wed, Jan 20, 2010 11:49 AM	Find...

250 responses per page

answered question 140

skipped question 281

7. Which intramural sports, if any, would you like to see added?

[Download](#)

32. Dance	Wed, Jan 20, 2010 11:49 AM	Find...
33. dance, girls football	Wed, Jan 20, 2010 11:49 AM	Find...
34. None	Wed, Jan 20, 2010 11:47 AM	Find...
35. handball, dodgeball	Wed, Jan 20, 2010 11:01 AM	Find...
36. not sure	Wed, Jan 20, 2010 10:55 AM	Find...
37. ALL high school sports.. They should have a high school intramural basketball league.	Wed, Jan 20, 2010 10:17 AM	Find...
38. ultimate frisbee and intermural basketball	Wed, Jan 20, 2010 10:17 AM	Find...
39. Basketball	Wed, Jan 20, 2010 10:16 AM	Find...
40. none	Wed, Jan 20, 2010 10:15 AM	Find...
41. Paintball	Wed, Jan 20, 2010 10:15 AM	Find...
42. horse back riding	Wed, Jan 20, 2010 10:12 AM	Find...
43. none.	Wed, Jan 20, 2010 10:12 AM	Find...
44. Handball	Wed, Jan 20, 2010 10:12 AM	Find...
45. badminton	Wed, Jan 20, 2010 10:11 AM	Find...
46. No	Wed, Jan 20, 2010 9:06 AM	Find...
47. none	Wed, Jan 20, 2010 9:04 AM	Find...
48. I don't have a preference	Wed, Jan 20, 2010 9:04 AM	Find...
49. THe sports they have at school are good enough already. There's isn't any I would add.	Wed, Jan 20, 2010 9:01 AM	Find...
50. lacrosse	Wed, Jan 20, 2010 9:00 AM	Find...
51. none	Wed, Jan 20, 2010 8:58 AM	Find...
52. none	Wed, Jan 20, 2010 8:57 AM	Find...
53. none	Thu, Jan 14, 2010 2:49 PM	Find...
54. N/A	Thu, Jan 14, 2010 2:48 PM	Find...
55. basketball	Thu, Jan 14, 2010 2:48 PM	Find...
56. basketball	Thu, Jan 14, 2010 2:46 PM	Find...
57. tennis, volleyball	Thu, Jan 14, 2010 2:43 PM	Find...
58. ice hockey	Thu, Jan 14, 2010 2:42 PM	Find...
59. None	Thu, Jan 14, 2010 2:42 PM	Find...
60. basketball	Thu, Jan 14, 2010 2:08 PM	Find...

250 responses per page

answered question 140

skipped question 281

7. Which intramural sports, if any, would you like to see added?

[Download](#)

61. All of them	Thu, Jan 14, 2010 2:08 PM	Find...
62. none	Thu, Jan 14, 2010 2:00 PM	Find...
63. boys volleyball	Thu, Jan 14, 2010 1:55 PM	Find...
64. none	Thu, Jan 14, 2010 1:55 PM	Find...
65. dance	Thu, Jan 14, 2010 1:51 PM	Find...
66. None	Thu, Jan 14, 2010 1:50 PM	Find...
67. Field Hockey	Thu, Jan 14, 2010 1:00 PM	Find...
68. basketball	Thu, Jan 14, 2010 1:00 PM	Find...
69. basketball	Thu, Jan 14, 2010 12:59 PM	Find...
70. I'm not interested in sports.	Thu, Jan 14, 2010 12:52 PM	Find...
71. nothin	Thu, Jan 14, 2010 11:24 AM	Find...
72. Wrestling and Boxing	Thu, Jan 14, 2010 10:39 AM	Find...
73. Wrestling and Boxing	Thu, Jan 14, 2010 10:38 AM	Find...
74. Wrestling and Boxing	Thu, Jan 14, 2010 10:38 AM	Find...
75. Lacrosse	Thu, Jan 14, 2010 10:36 AM	Find...
76. Lacrosse	Thu, Jan 14, 2010 10:36 AM	Find...
77. volleyball	Thu, Jan 14, 2010 10:33 AM	Find...
78. volleyball	Thu, Jan 14, 2010 10:33 AM	Find...
79. none	Thu, Jan 14, 2010 9:58 AM	Find...
80. i don't care	Thu, Jan 14, 2010 9:58 AM	Find...
81. none	Thu, Jan 14, 2010 9:57 AM	Find...
82. bowling, mens vollyball, ping pong	Thu, Jan 14, 2010 9:56 AM	Find...
83. none	Thu, Jan 14, 2010 9:55 AM	Find...
84. volleyball	Thu, Jan 14, 2010 9:54 AM	Find...
85. Ping Pong	Wed, Jan 13, 2010 2:46 PM	Find...
86. none	Wed, Jan 13, 2010 2:44 PM	Find...
87. none	Wed, Jan 13, 2010 2:44 PM	Find...
88. lacrosse	Wed, Jan 13, 2010 2:44 PM	Find...
89. rugby	Wed, Jan 13, 2010 2:43 PM	Find...
90. ultimate frisbee	Wed, Jan 13, 2010 2:43 PM	Find...

250 responses per page

answered question 140

skipped question 281

7. Which intramural sports, if any, would you like to see added?

[Download](#)

91. Team Handball	Wed, Jan 13, 2010 2:39 PM	Find...
92. Paintball	Wed, Jan 13, 2010 2:36 PM	Find...
93. Bowling	Wed, Jan 13, 2010 1:54 PM	Find...
94. dance team	Wed, Jan 13, 2010 1:49 PM	Find...
95. none	Wed, Jan 13, 2010 1:48 PM	Find...
96. Men's volleyball	Wed, Jan 13, 2010 1:44 PM	Find...
97. Ultimate Frisbee	Wed, Jan 13, 2010 12:42 PM	Find...
98. Ultimate Frisbee	Wed, Jan 13, 2010 12:41 PM	Find...
99. no	Wed, Jan 13, 2010 12:38 PM	Find...
100. ultimate frisbee, parkour	Wed, Jan 13, 2010 12:38 PM	Find...
101. Wrestling	Wed, Jan 13, 2010 12:37 PM	Find...
102. None	Wed, Jan 13, 2010 12:36 PM	Find...
103. wrestling	Wed, Jan 13, 2010 12:36 PM	Find...
104. bowling	Wed, Jan 13, 2010 12:36 PM	Find...
105. cow rangling	Wed, Jan 13, 2010 12:35 PM	Find...
106. none	Wed, Jan 13, 2010 12:35 PM	Find...
107. no	Wed, Jan 13, 2010 12:30 PM	Find...
108. powerlifting, basketball	Wed, Jan 13, 2010 11:53 AM	Find...
109. basketball, flag football, rugby, kickball, whiffieball, wrestling	Wed, Jan 13, 2010 11:52 AM	Find...
110. wrestling	Wed, Jan 13, 2010 11:52 AM	Find...
111. basketball, flag football.	Wed, Jan 13, 2010 11:51 AM	Find...
112. lacrosse	Wed, Jan 13, 2010 11:48 AM	Find...
113. ultimate Frisbee	Wed, Jan 13, 2010 11:47 AM	Find...
114. volleyball	Wed, Jan 13, 2010 11:45 AM	Find...
115. Basketball	Wed, Jan 13, 2010 11:45 AM	Find...
116. bowling	Wed, Jan 13, 2010 11:44 AM	Find...
117. None	Wed, Jan 13, 2010 11:44 AM	Find...
118. Ultimate Frisbee	Wed, Jan 13, 2010 11:03 AM	Find...
119. wrestling	Wed, Jan 13, 2010 11:03 AM	Find...

250 responses per page

answered question 140

skipped question 281

7. Which intramural sports, if any, would you like to see added?

[Download](#)

120.	lacrosse	Wed, Jan 13, 2010 11:02 AM	Find...
121.	lacrosse	Wed, Jan 13, 2010 11:01 AM	Find...
122.	rugby	Wed, Jan 13, 2010 11:01 AM	Find...
123.	wrestling	Wed, Jan 13, 2010 11:00 AM	Find...
124.	none	Wed, Jan 13, 2010 10:58 AM	Find...
125.	Intramural basketball	Wed, Jan 13, 2010 10:57 AM	Find...
126.	ultimate frisbee	Wed, Jan 13, 2010 10:54 AM	Find...
127.	Boy's Volleyball	Wed, Jan 13, 2010 10:54 AM	Find...
128.	Bowling, Mens vollyball, speed skating	Wed, Jan 13, 2010 10:15 AM	Find...
129.	archery	Wed, Jan 13, 2010 10:13 AM	Find...
130.	rugby	Wed, Jan 13, 2010 10:10 AM	Find...
131.	basketball	Wed, Jan 13, 2010 10:08 AM	Find...
132.	None	Wed, Jan 13, 2010 10:07 AM	Find...
133.	Polo	Wed, Jan 13, 2010 10:06 AM	Find...
134.	Dance	Wed, Jan 13, 2010 10:05 AM	Find...
135.	Basketball	Wed, Jan 13, 2010 10:05 AM	Find...
136.	none	Wed, Jan 13, 2010 10:04 AM	Find...
137.	cheer leading	Wed, Jan 13, 2010 9:58 AM	Find...
138.	tennis	Wed, Jan 13, 2010 9:06 AM	Find...
139.	tennis	Wed, Jan 13, 2010 8:58 AM	Find...
140.	lacrosse	Wed, Jan 13, 2010 8:56 AM	Find...

250 responses per page

answered question 140

skipped question 281

8. Do you participate in non-school sport activities? If you do, which sport(s)? (if not answer "No")

[Download](#)

Response Count

Show replies 421

answered question 421

skipped question 0

9. Are you currently participating in interscholastic athletics during any season? [Create Chart](#) [Download](#)

	Response Percent	Response Count
Yes <input type="text"/>	58.7%	242
No (Please answer next question) <input type="text"/>	41.3%	170
<i>answered question</i>		412
<i>skipped question</i>		9

10. If no, why don't you participate in interscholastic athletics? [Create Chart](#) [Download](#)

	Response Percent	Response Count
I prefer other activities such as band, chorus, etc. <input type="text"/>	37.1%	69
I don't have time <input type="text"/>	25.3%	47
The practice schedules and game times are inconvenient <input type="checkbox"/>	6.5%	12
The sport I like isn't offered <input type="text"/>	14.0%	26
It's too expensive <input type="checkbox"/>	5.4%	10
I prefer to participate in club or intramural sports <input type="checkbox"/>	7.5%	14
Working <input type="text"/>	11.8%	22
Other <input type="text"/>	31.7%	59
<i>answered question</i>		186
<i>skipped question</i>		235

11. Do you have any suggestions to encourage participation? [Download](#)

	Response Count
Hide replies	166
<i>answered question</i>	166
<i>skipped question</i>	255

11. Do you have any suggestions to encourage participation?

[Download](#)

1. There is too much overlap between seasons (conditioning and open gyms)	Sat, Jan 30, 2010 2:59 PM	Find...
2. lower price	Wed, Jan 20, 2010 3:01 PM	Find...
3. Have a fun day (advertising)for each sport	Wed, Jan 20, 2010 2:53 PM	Find...
4. have fun, (not about winning)	Wed, Jan 20, 2010 2:52 PM	Find...
5. no	Wed, Jan 20, 2010 2:50 PM	Find...
6. no	Wed, Jan 20, 2010 2:50 PM	Find...
7. No	Wed, Jan 20, 2010 2:45 PM	Find...
8. no	Wed, Jan 20, 2010 2:45 PM	Find...
9. No	Wed, Jan 20, 2010 2:45 PM	Find...
10. no	Wed, Jan 20, 2010 2:45 PM	Find...
11. no	Wed, Jan 20, 2010 2:45 PM	Find...
12. get more kids to play lacrosse	Wed, Jan 20, 2010 2:44 PM	Find...
13. No	Wed, Jan 20, 2010 2:13 PM	Find...
14. Have as much fun as you can	Wed, Jan 20, 2010 2:12 PM	Find...
15. no 5 in the morning practice!!!!	Wed, Jan 20, 2010 2:12 PM	Find...
16. no	Wed, Jan 20, 2010 2:11 PM	Find...
17. No	Wed, Jan 20, 2010 2:10 PM	Find...
18. No	Wed, Jan 20, 2010 2:10 PM	Find...
19. no	Wed, Jan 20, 2010 2:07 PM	Find...
20. make it more enjoyable	Wed, Jan 20, 2010 2:07 PM	Find...
21. no	Wed, Jan 20, 2010 2:06 PM	Find...
22. no	Wed, Jan 20, 2010 2:06 PM	Find...
23. no	Wed, Jan 20, 2010 2:05 PM	Find...
24. Ask people to join and say its for extra credit or something like that.	Wed, Jan 20, 2010 2:05 PM	Find...
25. none	Wed, Jan 20, 2010 2:04 PM	Find...
26. Being active is good for you.	Wed, Jan 20, 2010 1:25 PM	Find...
27. have more intramural sports	Wed, Jan 20, 2010 1:24 PM	Find...
28. no	Wed, Jan 20, 2010 1:24 PM	Find...
29. No	Wed, Jan 20, 2010 1:23 PM	Find...

250 responses per page

answered question 166

skipped question 255

11. Do you have any suggestions to encourage participation?

[Download](#)

30.	lacrosse!	Wed, Jan 20, 2010 1:23 PM	Find...
31.	no	Wed, Jan 20, 2010 1:22 PM	Find...
32.	it's fun!	Wed, Jan 20, 2010 1:22 PM	Find...
33.	not as expensive	Wed, Jan 20, 2010 1:20 PM	Find...
34.	non competitive sports team/club	Wed, Jan 20, 2010 1:20 PM	Find...
35.	no	Wed, Jan 20, 2010 1:18 PM	Find...
36.	no	Wed, Jan 20, 2010 12:00 PM	Find...
37.	no	Wed, Jan 20, 2010 11:59 AM	Find...
38.	lower fees	Wed, Jan 20, 2010 11:59 AM	Find...
39.	Promote them more	Wed, Jan 20, 2010 11:57 AM	Find...
40.	no	Wed, Jan 20, 2010 11:56 AM	Find...
41.	no	Wed, Jan 20, 2010 11:53 AM	Find...
42.	provide girl tackle football	Wed, Jan 20, 2010 11:49 AM	Find...
43.	No	Wed, Jan 20, 2010 11:49 AM	Find...
44.	No	Wed, Jan 20, 2010 11:47 AM	Find...
45.	More information on a regular basis	Wed, Jan 20, 2010 11:47 AM	Find...
46.	No	Wed, Jan 20, 2010 11:47 AM	Find...
47.	no	Wed, Jan 20, 2010 11:02 AM	Find...
48.	no	Wed, Jan 20, 2010 11:01 AM	Find...
49.	its fun, hang out with friends, builds character, responsibility and friendships.	Wed, Jan 20, 2010 11:01 AM	Find...
50.	no	Wed, Jan 20, 2010 11:01 AM	Find...
51.	No	Wed, Jan 20, 2010 10:56 AM	Find...
52.	no	Wed, Jan 20, 2010 10:55 AM	Find...
53.	CHICKEN TENDERS	Wed, Jan 20, 2010 10:54 AM	Find...
54.	no	Wed, Jan 20, 2010 10:17 AM	Find...
55.	no	Wed, Jan 20, 2010 10:17 AM	Find...
56.	no	Wed, Jan 20, 2010 10:17 AM	Find...
57.	no	Wed, Jan 20, 2010 10:15 AM	Find...
58.	no	Wed, Jan 20, 2010 10:15 AM	Find...

250 responses per page

answered question 166

skipped question 255

11. Do you have any suggestions to encourage participation?

[Download](#)

59.	Money	Wed, Jan 20, 2010 10:15 AM	Find...
60.	no	Wed, Jan 20, 2010 10:12 AM	Find...
61.	nope.	Wed, Jan 20, 2010 10:12 AM	Find...
62.	Suppport the music department and we will support you!	Wed, Jan 20, 2010 10:12 AM	Find...
63.	Promote athletics more	Wed, Jan 20, 2010 10:12 AM	Find...
64.	no	Wed, Jan 20, 2010 9:08 AM	Find...
65.	no	Wed, Jan 20, 2010 9:06 AM	Find...
66.	No	Wed, Jan 20, 2010 9:05 AM	Find...
67.	no	Wed, Jan 20, 2010 9:04 AM	Find...
68.	no	Wed, Jan 20, 2010 9:04 AM	Find...
69.	no	Wed, Jan 20, 2010 9:00 AM	Find...
70.	no	Wed, Jan 20, 2010 8:58 AM	Find...
71.	nahh	Wed, Jan 20, 2010 8:57 AM	Find...
72.	ni	Wed, Jan 20, 2010 8:57 AM	Find...
73.	no	Thu, Jan 14, 2010 2:49 PM	Find...
74.	offer more clubs	Thu, Jan 14, 2010 2:49 PM	Find...
75.	no	Thu, Jan 14, 2010 2:43 PM	Find...
76.	its fun	Thu, Jan 14, 2010 2:42 PM	Find...
77.	for certain jv sports don't make it as hard for new begginers to make the team	Thu, Jan 14, 2010 2:37 PM	Find...
78.	Helps out with team work and is a great way to excercise and stay in shape while having fun	Thu, Jan 14, 2010 2:08 PM	Find...
79.	no	Thu, Jan 14, 2010 2:03 PM	Find...
80.	no i do not	Thu, Jan 14, 2010 2:01 PM	Find...
81.	none el	Thu, Jan 14, 2010 2:00 PM	Find...
82.	no	Thu, Jan 14, 2010 1:57 PM	Find...
83.	Nope	Thu, Jan 14, 2010 1:50 PM	Find...
84.	no	Thu, Jan 14, 2010 1:02 PM	Find...
85.	Get better coaches who care about the sport they coach and know how to teach it.	Thu, Jan 14, 2010 1:00 PM	Find...

250 responses per page

answered question 166

skipped question 255

11. Do you have any suggestions to encourage participation?

[Download](#)

86.	no	Thu, Jan 14, 2010 12:59 PM	Find...
87.	no	Thu, Jan 14, 2010 12:58 PM	Find...
88.	no	Thu, Jan 14, 2010 12:57 PM	Find...
89.	No	Thu, Jan 14, 2010 12:56 PM	Find...
90.	no	Thu, Jan 14, 2010 12:56 PM	Find...
91.	have a sports recruiting day	Thu, Jan 14, 2010 12:55 PM	Find...
92.	build a swimming pool.	Thu, Jan 14, 2010 12:55 PM	Find...
93.	No, I don't.	Thu, Jan 14, 2010 12:52 PM	Find...
94.	try something new even if you've never played because more than often you will be on the JV team and you still get time to play and learn how the game works.	Thu, Jan 14, 2010 12:50 PM	Find...
95.	no	Thu, Jan 14, 2010 11:24 AM	Find...
96.	Dance team	Thu, Jan 14, 2010 10:34 AM	Find...
97.	Dance team	Thu, Jan 14, 2010 10:34 AM	Find...
98.	Dance team	Thu, Jan 14, 2010 10:34 AM	Find...
99.	Dance team	Thu, Jan 14, 2010 10:34 AM	Find...
100.	Dance team	Thu, Jan 14, 2010 10:34 AM	Find...
101.	Dance team	Thu, Jan 14, 2010 10:34 AM	Find...
102.	no	Thu, Jan 14, 2010 10:33 AM	Find...
103.	no	Thu, Jan 14, 2010 10:00 AM	Find...
104.	no	Thu, Jan 14, 2010 9:58 AM	Find...
105.	no	Thu, Jan 14, 2010 9:58 AM	Find...
106.	it is fun to work out and to be active in your school, its fun to be with friends while you do fun sports	Thu, Jan 14, 2010 9:57 AM	Find...
107.	field hockey	Thu, Jan 14, 2010 9:55 AM	Find...
108.	none	Thu, Jan 14, 2010 9:55 AM	Find...
109.	to win state!	Thu, Jan 14, 2010 9:52 AM	Find...
110.	Allow athletes to play two sports (during the same season)	Wed, Jan 13, 2010 2:48 PM	Find...
111.	no	Wed, Jan 13, 2010 2:48 PM	Find...

250 responses per page

answered question 166

skipped question 255

11. Do you have any suggestions to encourage participation?

[Download](#)

112.	yeah.	Wed, Jan 13, 2010 2:47 PM	Find...
113.	no	Wed, Jan 13, 2010 2:46 PM	Find...
114.	make it cheeper to play, do not make such a big deal (about what color the siding shorts are)	Wed, Jan 13, 2010 2:45 PM	Find...
115.	no	Wed, Jan 13, 2010 2:44 PM	Find...
116.	no	Wed, Jan 13, 2010 2:44 PM	Find...
117.	make the lacrosse team official	Wed, Jan 13, 2010 2:44 PM	Find...
118.	count cheerleading as a sport	Wed, Jan 13, 2010 2:43 PM	Find...
119.	no	Wed, Jan 13, 2010 2:43 PM	Find...
120.	WE NEED MEN'S VOLLEYBALL!!!!	Wed, Jan 13, 2010 2:41 PM	Find...
121.	no	Wed, Jan 13, 2010 2:39 PM	Find...
122.	Enclude a wider variety of sports and practice times	Wed, Jan 13, 2010 2:36 PM	Find...
123.	no	Wed, Jan 13, 2010 1:54 PM	Find...
124.	No	Wed, Jan 13, 2010 1:49 PM	Find...
125.	no	Wed, Jan 13, 2010 1:49 PM	Find...
126.	no	Wed, Jan 13, 2010 1:48 PM	Find...
127.	no	Wed, Jan 13, 2010 12:38 PM	Find...
128.	Better Fans.	Wed, Jan 13, 2010 12:37 PM	Find...
129.	No	Wed, Jan 13, 2010 12:36 PM	Find...
130.	more fans!!!!!!!!!! people need to care about sports!!!!!!!!!!!!!!!!!!!!	Wed, Jan 13, 2010 12:36 PM	Find...
131.	nope	Wed, Jan 13, 2010 12:35 PM	Find...
132.	money	Wed, Jan 13, 2010 12:35 PM	Find...
133.	volleyball is cooll	Wed, Jan 13, 2010 12:34 PM	Find...
134.	no	Wed, Jan 13, 2010 12:33 PM	Find...
135.	no	Wed, Jan 13, 2010 12:30 PM	Find...
136.	no	Wed, Jan 13, 2010 11:53 AM	Find...
137.	We want a wresting team	Wed, Jan 13, 2010 11:51 AM	Find...
138.	no	Wed, Jan 13, 2010 11:49 AM	Find...

250 responses per page

answered question 166

skipped question 255

11. Do you have any suggestions to encourage participation?

[Download](#)

139.	allow intramural for all sports programs so that thyoese who do not wish to compete can still participate.	Wed, Jan 13, 2010 11:49 AM	Find...
140.	Helps you stay at top fitness.	Wed, Jan 13, 2010 11:48 AM	Find...
141.	N/A	Wed, Jan 13, 2010 11:46 AM	Find...
142.	No	Wed, Jan 13, 2010 11:44 AM	Find...
143.	Some sports take your life away. You don't have time for family of friends, or growing in your faith. You have no life because your life is school and practice.	Wed, Jan 13, 2010 11:03 AM	Find...
144.	no	Wed, Jan 13, 2010 11:03 AM	Find...
145.	no	Wed, Jan 13, 2010 11:02 AM	Find...
146.	less expenses	Wed, Jan 13, 2010 11:01 AM	Find...
147.	no	Wed, Jan 13, 2010 10:58 AM	Find...
148.	get involved in school... STAY AS LONG AS YOU CAN! CHERISH IT	Wed, Jan 13, 2010 10:57 AM	Find...
149.	no	Wed, Jan 13, 2010 10:56 AM	Find...
150.	no	Wed, Jan 13, 2010 10:53 AM	Find...
151.	no	Wed, Jan 13, 2010 10:52 AM	Find...
152.	no	Wed, Jan 13, 2010 10:52 AM	Find...
153.	Listen to the kids	Wed, Jan 13, 2010 10:15 AM	Find...
154.	bribes	Wed, Jan 13, 2010 10:10 AM	Find...
155.	allow students to play more than one sport per season	Wed, Jan 13, 2010 10:08 AM	Find...
156.	I would try to better promote the sports that have won the most awards (i.e. Cross Country and Track)	Wed, Jan 13, 2010 10:07 AM	Find...
157.	Making some sports less committing so busy students can still participate	Wed, Jan 13, 2010 10:06 AM	Find...
158.	No	Wed, Jan 13, 2010 10:05 AM	Find...
159.	no	Wed, Jan 13, 2010 10:04 AM	Find...
160.	The sports all look like fun experiences. I think that team activities outside of sports encourage participation.	Wed, Jan 13, 2010 9:58 AM	Find...
161.	no	Wed, Jan 13, 2010 9:06 AM	Find...

250 responses per page

answered question 166

skipped question 255

11. Do you have any suggestions to encourage participation?

[Download](#)

- 162. offer help to reduce costs of expensive fees for lacrosse and football Wed, Jan 13, 2010 9:02 AM [Find...](#)
- 163. no Wed, Jan 13, 2010 8:59 AM [Find...](#)
- 164. I would prefer to make participation a little bit more difficult to keep people who would slack or not care from wanting to play Wed, Jan 13, 2010 8:58 AM [Find...](#)
- 165. no Wed, Jan 13, 2010 8:58 AM [Find...](#)
- 166. no Wed, Jan 13, 2010 8:56 AM [Find...](#)

250 responses per page

answered question **166**

skipped question **255**

12. Which Non-KHSAA championship sport would you like to play?

[Create Chart](#) [Download](#)

	Response Percent	Response Count
Archery <input type="checkbox"/>	27.5%	106
Field Hockey <input type="checkbox"/>	6.7%	26
Bowling <input type="checkbox"/>	17.4%	67
Gymnastics (Boys) <input type="checkbox"/>	1.0%	4
Gymnastics (Girls) <input type="checkbox"/>	5.4%	21
Ice Hockey <input type="checkbox"/>	9.8%	38
Lacrosse (Boys) <input type="checkbox"/>	12.4%	48
Lacrosse (Girls) <input type="checkbox"/>	15.3%	59
Rifle <input type="checkbox"/>	19.7%	76
Rodeo <input type="checkbox"/>	11.1%	43
Slow Pitch Softball <input type="checkbox"/>	1.8%	7
Volleyball (Boys) <input type="checkbox"/>	6.5%	25
Weightlifting <input type="checkbox"/>	8.3%	32

answered question **386**

skipped question **35**

12. Which Non-KHSAA championship sport would you like to play?		Create Chart	Download
I would not participate	<input type="text"/>	24.4%	94
		answered question	386
		skipped question	35

13. Name		Download
		Response Count
		Show replies 415
		answered question 415
		skipped question 6

14. Age		Download
		Response Count
		Show replies 416
		answered question 416
		skipped question 5

15. Gender		Create Chart	Download
		Response Percent	Response Count
Male	<input type="text"/>	51.1%	212
Female	<input type="text"/>	48.9%	203
		answered question	415
		skipped question	6